BUDGET 2012

BUDGET 2012

		2011 Budget	2011 Actual		2012 Budget	Revenue
TAXES - REVENUE						
Residential/Recreational		4,169,885.00	4,165,925.13		**4,366,789.98**	
Commercial /Industrial (Linear)		8,850,787.00	8,920,647.52		**9,214,032.37**	
M & E		2,595,368.00	2,545,267.53		**2,779,525.17**	
Farmland		1,114,841.00	1,114,383.08		**$1,145,451.58**	
Seniors Self Contained.		3,438.00	3,437.82		**3,521.28**	
Other			(23,052.42)			
Grant in Lieu (Fed. Gov.'t)		1,722.00	1,722.34		**1,762.43**	
Grant in Lieu (Prov. Gov.'t)		3,110.00	3,109.88		**3,189.72**	
	Grazing Reserve	30,466.00	30,466.26		**31,288.10**	
				16,761,907.14		***17,545,560.64***
Penalties						
	Penalties	90,000.00	119,601.74		110,000.00	
	Costs	1,500.00	2,222.00		2,000.00	
	Surplus from tax sales		0.00			
	Adjustments-Taxes		0.00			
				121,823.74		***112,000.00***
Return on Investments						
	Interest on Investment	15,000.00	45,102.38		15,000.00	
	Dividends	13,000.00	18,048.55		13,000.00	

BUDGET 2012							***Revenue***
			2011 Budget	***2011 Actual***		***2012 Budget***	
	Recovery of Bad Debt			0.00			
					63,150.93		***28,000.00***
Unconditional transfer fees							
	Fines		1,500.00	57.00	**57.00**	0.00	
							0.00
	TOTAL		***16,890,617.00***	***16,946,938.81***		***17,685,560.64***	
EXPENDITURES							
School Requisition			***3,160,475.00***	**3,160,475.09**		**$3,322,602.00**	
Seniors Foundation			***391,320.00***	**391,836.12**		***285,543.00***	
TAXES SURPLUS			***13,338,822.00***	***13,394,627.60***		***14,077,415.64***	

BUDGET 2012						***Revenue***
		2011 Budget	***2011 Actual***		***2012 Budget***	
LEGISLATIVE EXPENDITURES						
Councillor's Benefit Plans						
	Councillor's Dental Plan	7,459.00	7,597.08		7,977.00	
	Councillor's C.P.P.	8,820.00	9,594.33		9,978.00	
	Councillor's W.C.B.	4,573.00	4,773.24		6,253.00	
	Councillor's Blue Cross	6,640.00	5,737.09		5,800.00	
	Councillor's AHC	0.00	0.00		0.00	
	Councillor's Life Insurance	1,757.00	2,011.93		2,000.00	
	Councillor's EAP	0.00	273.70		548.00	
	Councillor's HAS	0.00	0.00		2,800.00	
				29,987.37		
Councillor's regular meetings						
	Reeve at Large	25,000.00	29,700.00		30,000.00	
	Div. 1	19,000.00	14,520.00		15,000.00	
	Div. 6	21,000.00	17,985.00		18,000.00	
	Div. 5	16,000.00	14,850.00		16,000.00	
	Div. 4	16,000.00	16,830.00		17,000.00	
	Div. 3	19,000.00	16,500.00		18,000.00	
	Div. 2	23,000.00	19,470.00		20,000.00	
				129,855.00		
Councillor's supervision						
	Reeve at Large	31,200.00	31,200.00		31,200.00	
	Div. 1	24,000.00	24,000.00		24,000.00	
	Div. 6	24,000.00	24,380.00		24,000.00	
	Div. 5	24,000.00	24,000.00		24,000.00	
	Div. 4	24,000.00	24,000.00		24,000.00	
	Div. 3	28,800.00	28,800.00		28,800.00	
	Div. 2	24,000.00	26,310.00	**182,690.00**	24,000.00	
Delegates to conventions						

BUDGET 2012							***Revenue***
			2011 Budget	***2011 Actual***		***2012 Budget***	
	Reeve at Large		10,000.00	9,436.19		10,000.00	
	Div. 1		4,000.00	2,255.00		3,000.00	
	Div. 6		6,500.00	4,700.00		5,000.00	
	Div. 5		4,800.00	4,711.19		4,800.00	
	Div. 4		6,500.00	7,615.00		7,500.00	
	Div. 3		8,000.00	6,220.00		7,000.00	
	Div. 2		10,000.00	12,200.00		12,000.00	
					47,137.38		
Councillor's subsistence							
	Div. 1		7,230.00	2,566.50		3,000.00	
	Reeve at Large		5,490.00	6,180.00		6,500.00	
	Div. 6		6,960.00	4,779.00		5,000.00	
	Div. 5		7,074.00	4,598.00		4,800.00	
	Div. 4		6,960.00	6,460.50		6,500.00	
	Div. 3		6,690.00	5,724.00		6,500.00	
	Div. 2		7,230.00	10,400.48		10,000.00	
					40,708.48		

BUDGET 2012							***Revenue***
			2011 Budget	***2011 Actual***		***2012 Budget***	
Councillor's taxable mileage							
	Reeve at Large		570.00	712.50		700.00	
	Div. 1		770.00	645.00		770.00	
	Div. 6		670.00	525.00		670.00	
	Div. 5		660.00	532.50		660.00	
	Div. 4		250.00	225.00		250.00	
	Div. 3		210.00	210.00		210.00	
	Div. 2		350.00	378.00		350.00	
					3,228.00		
Councillor's non-tax mileage							
	Reeve at Large		6,000.00	8,316.50		9,000.00	
	Div. 1		4,400.00	2,711.00		3,000.00	
	Div. 6		4,400.00	4,783.50		5,000.00	
	Div. 5		3,850.00	3,155.50		3,500.00	
	Div. 4		3,300.00	4,330.50		4,500.00	
	Div. 3		6,000.00	4,195.00		6,000.00	
	Div. 2		4,500.00	8,220.00		8,000.00	
					35,712.00		
Councillor's Course/Convention Registration							
	Reeve at Large		3,000.00	3,365.36		3,500.00	
	Div. 1		2,000.00	865.00		2,000.00	
	Div. 2		4,000.00	5,354.50		5,000.00	
	Div. 3		2,000.00	1,614.20		2,000.00	
	Div. 4		2,500.00	2,225.00		2,500.00	
	Div. 5		2,000.00	1,289.20		2,000.00	
	Div. 6		2,000.00	1,264.20		2,000.00	
					15,977.46		

BUDGET 2012							***Revenue***
			2011 Budget	***2011 Actual***		***2012 Budget***	
LEGISLATIVE SURPLUS			***(499,113.00)***	***(485,295.69)***		***(502,566.00)***	
ADMINISTRATIVE REVENUES							
Sale of Goods and Services							
	Sale of Maps		3,000.00	3,134.38		3,000.00	
	Sale of Tax Certificates		2,500.00	2,510.00		2,500.00	
	Sale of Assessment Photos		9,000.00	10,558.72		10,000.00	
	Sale of Office Supplies		0.00	0.00		0.00	
	Gain/Loss on Sale of FA		0.00	15,915.24		0.00	
					32,118.34		***15,500.00***
Licences and Permits							
	Oilwell Drilling		20,000.00	45,576.17	**45,576.17**	30,000.00	***30,000.00***
Other Miscellaneous							
	Miscellaneous Revenue		55,000.00	79,068.41		80,000.00	
	Municipal Reserve in Lieu		0.00	0.00			
	Cemetery proceeds		0.00	0.00			
	Contracted Payroll Proceeds		63,000.00	96,375.62		502,211.00	
					175,444.03		***582,211.00***

BUDGET 2012							***Revenue***
			2011 Budget	***2011 Actual***		***2012 Budget***	
Rental Revenue							
	Land Rental		750.00	740.00		750.00	
	Building Rental		5,000.00	5,809.53		7,000.00	
	Land Leases		12,000.00	18,822.63		18,000.00	
					25,372.16		***25,750.00***
Trf from St.Paul Senior Fnd							
	Trf from St.Paul Senior Fnd		128,175.00	128,515.68		121,730.00	
	Trf from Maillag and District Ag. Societ		0.00	0.00		0.00	
					128,515.68		***121,730.00***
Unconditional Grant Gen. Admin							
	Other Municipal Grants		52,328.00	43,142.00		52,328.00	
	Provincial Grants			0.00		134,600.00	
	Federal Grants			0.00			
	Debenture Proceeds			0.00		1,000,000.00	
					43,142.00		**1,186,928.00**
Other transfers							
	contrib from capital						
	Total Admin Revenues		**350,753.00**	**450,168.38**		**1,962,119.00**	
ADMINISTRATIVE EXPENDITURES							
Administrative Salaries							
	Administrator and Staff	*	701,192.00	724,867.02		601,917.00	
	Assessor	*	178,234.00	179,612.96		183,580.00	
	STEP		11,000.00	10,512.61		11,000.00	
	Office Caretaker Wages		31,200.00	35,215.27		32,136.00	
	Payroll Contract Services Salaries		0.00	0.00		405,220.00	
	Wage Adjustment		0.00	0.00		0.00	
Administrative Employee Benefits					**950,207.86**		

BUDGET 2012						***Revenue***
		2011 Budget	***2011 Actual***		***2012 Budget***	
	L.A.P.	96,980.00	100,531.81		99,871.00	
	Dental	15,339.00	15,184.51		13,393.00	
	C.P.P.	28,594.00	28,373.69		25,000.00	
	U.I.C.	14,681.00	14,293.64		12,000.00	
	W.C.B.	11,874.00	11,197.20		13,202.00	
	Blue Cross	12,963.00	13,843.53		11,210.00	
	A.H.C.	0.00	0.00		0.00	
	Life Insurance	5,018.00	5,038.04		4,545.00	
	LTD	12,718.00	12,108.55		10,140.00	
	EAP	0.00	418.88		681.00	
	HAS				2,800.00	
Contracted Services Benefits						
	LAPP	0.00	0.00		36,945.00	
	Dental	0.00	0.00		6,378.00	
	CPP	0.00	0.00		19,178.00	
	UIC	0.00	0.00		10,575.00	
	WCB	0.00	0.00		6,010.00	
	Blue Cross	0.00	0.00		7,459.00	
	Life Insurance	0.00	0.00		1,810.00	
	LTD	0.00	0.00		4,967.00	
	EAP	0.00	0.00		469.00	
	HAS	0.00	0.00		3,200.00	
				200,989.85		

BUDGET 2012							***Revenue***
			2011 Budget	***2011 Actual***		***2012 Budget***	
General Government Services							
	Mileage & Substance		18,500.00	22,214.37		20,000.00	
	Assessor Mileage		2,800.00	2,576.12		2,500.00	
	Safety / Utility Officer Mileage		7,000.00	6,392.83		6,500.00	
	Postage & Freight		19,000.00	26,152.61		26,000.00	
	Telephone		25,500.00	24,382.96		25,500.00	
	Radio Communications		10,000.00	11,562.10		11,500.00	
	General Assessment Services		95,000.00	115,362.15		115,000.00	
	Information System Services		93,000.00	117,903.45		120,000.00	
	Advertising		40,000.00	42,358.67		42,000.00	
	Insurance		125,000.00	128,251.25		130,000.00	
	Insurance - Community Association		0.00	1,227.81		0.00	
	Census Expense		0.00	0.00		20,000.00	
	Audit fees		25,000.00	25,950.00		25,000.00	
	Legal fees		60,000.00	31,568.72		60,000.00	
	Election expense		0.00	0.00		0.00	
	Muni-Corr expense		0.00	0.00		0.00	
	Consulting Fees		0.00	0.00		20,000.00	
	Repair and Maintenance Office Buildir		10,000.00	8,802.93		25,000.00	
	Repair and Maintenance Office Equip		1,000.00	1,491.54		1,000.00	
	Grants	*	113,844.00	96,793.32		113,842.00	
	Grants to other gov'ts		0.00	0.00		134,600.00	
	Land Titles Office fees		4,000.00	4,385.62		4,500.00	
	GIS		183,500.00	180,786.96		183,500.00	
	Other Admin Services		75,000.00	80,762.17		92,000.00	
					928,925.58		
Memberships, Registrations, Fees							
	Administration registration		22,500.00	33,442.48		30,000.00	
	Assessor registration		1,700.00	850.00		1,500.00	
	Safety/Utility registration		2,000.00	740.00		1,000.00	

BUDGET 2012						***Revenue***
		2011 Budget	***2011 Actual***		***2012 Budget***	
				35,032.48		
General Government - Goods						
	Office Expense	75,000.00	48,499.61		55,000.00	
	Information Systems Expense	57,000.00	25,777.10		32,500.00	
	General Assessment Expense	20,000.00	5,307.75		6,000.00	
	Office Supplies	25,000.00	47,486.69		25,000.00	
	Office Supplies - Assessment	8,000.00	0.00		0.00	
	Office Utilities	17,500.00	19,918.66		20,000.00	
				146,989.81		
Fixed Assets						
	Capital Expense - buildings	0.00	0.00			
	Capital Expense - land	0.00	0.00			
	Capital Expense - office	0.00	0.00			
	Capital Expense - vehicles	0.00	0.00			
	Capital Expense - Equipment	0.00	0.00	**0.00**		
Transfer to Local Boards						
	Princ. Deb. Pymnt for MD Foundation	0.00	0.00		0.00	
	Interest. Deb. Pymnt for MD Foundatic	128,175.00	128,175.42		121,730.00	
	Princ. Deb. Pymnt for Maillag Ag. Soci	0.00	0.00	**128,175.42**	0.00	
	Amortization	23,223.00	23,434.38	**23,434.38**	23,434.00	
	Contribution to reserves (operating)					

BUDGET 2012						***Revenue***
		2011 Budget	***2011 Actual***		***2012 Budget***	
Bank Charges & S/T interest						
	Bank Charges	9,500.00	10,119.77		10,000.00	
	Short Term Borrowing Interest	50,000.00	27,062.79		50,000.00	
	Principal - Capital Loans	0.00	0.00		57,585.00	
	Interest - Capital Loans	0.00	0.00	**37,182.56**	0.00	
Other Transactions						
	Cancellations of taxes	3,500.00	3,011.73		25,000.00	
	Municipal Airport Tax Refund	0.00	0.00			
	Tax Allowance	0.00	5,332.91			
	General A/R Allowance	0.00	0.00			
	Municipal Sustainability Initiative		0.00	**8,344.64**		
	Total Admin Expenses	***2,471,035.00***	***2,459,282.58***		***3,160,877.00***	
ADMINISTRATIVE SURPLUS		***(2,120,282.00)***	***(2,009,114.20)***		***(1,198,758.00)***	
FIRE PROTECTION REVENUES						
Fire Fighting Fees		35,000.00	75,411.34		35,000.00	
Transfer from Reserve		1,771.00	0.00			
Transfer from Deferred Revenue		75,000.00	0.00			**2,002,766.00**
Gain/Loss of Sale of F/A		0.00	0.00		(32,234.00)	
Miscellaneous Revenue		0.00	1,000.00			
MSI Grant		16,000.00	85,000.00			
Contribution from Capital Sources		40,000.00	104,396.31	**265,807.65**		

BUDGET 2012							***Revenue***
			2011 Budget	***2011 Actual***		***2012 Budget***	
Federal Grants			0.00	20,000.00			
Provincial Grants							
Debenture Proceeds			0.00	0.00		2,000,000.00	
	Total		***167,771.00***	***285,807.65***		***2,002,766.00***	
FIRE PROTECTION EXPENDITURES							
Rural fire protection plan							
	Mallaig Fire Services		15,000.00	16,482.33		28,600.00	
	St. Paul Fire Services		10,000.00	2,544.86		2,500.00	
	Elk Point Fire Services		40,000.00	32,860.37		20,000.00	
	Ashmont Fire Services		20,000.00	9,539.38		21,900.00	
	General Fire Services		24,000.00	20,360.63	**81,787.57**	24,000.00	
	Mallaig Fire Supplies		35,000.00	21,095.26		15,000.00	
	St. Paul Fire Supplies		10,000.00	8,159.34		10,000.00	
	Elk Point Fire Supplies		64,000.00	40,651.22		13,500.00	
	Ashmont Fire Supplies		30,000.00	25,202.84		15,000.00	
	General Fire Supplies		6,000.00	5,459.63	**100,568.29**	6,000.00	

BUDGET 2012							***Revenue***
			2011 Budget	***2011 Actual***		***2012 Budget***	
Capital							
	Capital Exp - Eng Structures		0.00	0.00			
	Capital Exp - Buildings		0.00	0.00			
	Capital Exp - Equipment		0.00	0.00			
	Capital Exp - Land		0.00	0.00			
	Capital Exp - Vehicles		0.00	0.00			
	Capital Exp - Land Improvements		0.00	0.00			
	Capital Exp - Work in Progress		0.00	0.00	**0.00**		
Transfers Local Boards/Agencies							
	St. Paul Fire Department		105,000.00	111,039.36		113,595.00	
	Elk Point Fire Department		6,000.00	5,500.00	**116,539.36**	40,450.00	
Contr.	Contribution to Capital		91,000.00	0.00			
	Transfer to Reserve		0.00	0.00			
	Principle/Interest Expense					134,786.00	
	Amortization		100,281.00	105,809.97	**105,809.97**	105,810.00	
	Total expense		***556,281.00***	***404,705.19***		***551,141.00***	
FIRE SURPLUS			***(388,510.00)***	***(118,897.54)***		***1,451,625.00***	
PROTECTIVE SERVICES REVENUE							
	Alberta Public Safety Grant		0.00	0.00		0.00	
							0.00
PROTECTIVE SERVICE EXPEND'S							
	Protective Services (Police Academy)		0.00	0.00		0.00	

BUDGET 2012							Revenue
			2011 Budget	2011 Actual		2012 Budget	
PROTECTIVE SERVICES SURPLUS				0.00		0.00	
AMBULANCE REVENUES							
**	Ambulance collections		37,500.00	44,494.78		45,000.00	
	Ambulance Grants		0.00	0.00			45,000.00
	TOTAL	#	37,500.00	44,494.78		45,000.00	
AMBULANCE EXPENDITURES							
Ambulance goods							
	Ambulance Supplies		37,500.00	44,494.78		45,000.00	
Transfers Local Board/Agencies							
	St. Paul Ambulance			0.00			
	Elk Point Ambulance		0.00	0.00			
	Other - St. Paul Dr. Recruitment		10,000.00	8,930.68		10,000.00	
	TOTAL		47,500.00	53,425.46		55,000.00	
AMBULANCE SURPLUS			(10,000.00)	(8,930.68)		(10,000.00)	

BUDGET 2012						***Revenue***
		2011 Budget	***2011 Actual***		***2012 Budget***	
TRANSPORTATION REVENUES						
Sale of Goods						
	Sale of Gravel	400,000.00	512,173.83		400,000.00	
	Sale of Grader Blades	1,000.00	2,697.94		1,500.00	
	Sale of Culverts	20,000.00	21,617.54		20,000.00	
	Sale of Misc. Goods	5,000.00	5,727.24		5,000.00	
	Cemetary Revenue	0.00	761.90		3,000.00	
	Permit fees (Road Data)	25,000.00	0.00		0.00	
	Custom Work PW	100,000.00	322,734.99		2,000,000.00	
	Gravel Haul Revenue	500,000.00	184,074.60		180,000.00	
	Misc. Revenue	0.00	27,470.98		5,000.00	
	Sale of Fixed Assets P/W's	826,000.00	(156,210.01)		228,358.00	
	Less Net Book Value of Disposals	(938,584.36)				
	Transfer from Reserve	0.00	0.00	**921,049.01**		***2,842,858.00***
Rental Revenues Public Works						
	Snowplowing Flags	3,000.00	4,569.49		3,000.00	
	Rental of Equipment	20,000.00	35,292.70		25,000.00	
	Crusher Revenue	0.00	0.00	**39,862.19**	0.00	***28,000.00***
Conditional Grants - (Public)						
	Federal Grants	377,286.00	63,455.96		707,243.00	
	Basic Mun Trans Grant	573,539.00	573,539.00		573,539.00	
	Special Road Grant - Local	37,080.00	37,080.00		37,080.00	

BUDGET 2012							***Revenue***
			2011 Budget	***2011 Actual***		***2012 Budget***	
	MSI Grant		1,789,698.00	1,745,698.00		1,982,668.00	
	General Provincial Grants		0.00	63,212.00		3,000,000.00	
	Bridge Grant		350,000.00	168,361.56		300,000.00	
	MCCAC Grant					25,000.00	
	Municipal Grants		0.00	31,607.00	**2,682,953.52**		***6,625,530.00***
Other tranfers - Public Works							
	Drawn from Operating Reser		14,000.00	0.00		0.00	
	Contribution from Capital Reserve			0.00		0.00	
	Capital Loans			0.00	**0.00**	1,500,000.00	***1,500,000.00***
	TOTAL		**4,103,018.64**	**3,643,864.72**		**10,996,388.00**	
TRANSPORTATION EXPENDITURES							
Public Works Salaries							
	P.W. Labor - Salaried		490,793.00	478,706.14	**(31,006.67)**	895,428.00	
	Wage Adjustment (Capital)		(721,000.00)	(509,712.81)		(544,020.00)	
	TOTAL						
Public Works Labour - Hourly							
	Regular - Hourly		2,508,288.00	2,558,222.91		2,212,000.00	
	Overtime - Hourly		100,000.00	81,112.45		100,000.00	
	Public Works - Step		100,000.00	149,305.26		150,000.00	
	Other Salaries - Casual WA		0.00	0.00	**2,788,640.62**	0.00	

BUDGET 2012						***Revenue***
		2011 Budget	***2011 Actual***		***2012 Budget***	
	TOTAL					
Public Works Employee Benfit						
	Public Works - LAPP	295,136.00	306,179.15		331,133.00	
	Public Works - Dental	36,572.00	38,264.84		40,178.00	
	Public Works - C.P.P.	110,888.00	113,931.21		115,323.00	
	Public Works - U.I.C.	60,335.00	62,512.82		66,763.00	
	Public Works - W.C.B.	42,327.00	42,992.92		56,321.00	
	Public Works - Blue Cross	33,585.00	35,468.05		35,500.00	
	Public Works - A.H.C.	0.00	0.00		0.00	
	Public Works - Life Insurance	14,168.00	14,255.51		14,500.00	
	Public Works - Long Term Disability	36,866.00	35,860.18		34,067.00	
	Public Works - EAP	0.00	1,667.49	**651,132.17**	3,334.00	
	Public Works - HAS	0.00	0.00		25,000.00	
	TOTAL					
General Public Works Services						
	Mileage & Subsistence Pub.	7,000.00	11,125.82		10,000.00	
	Information Systems Services	3,500.00	2,703.39		3,000.00	
	Postage & Freight	20,000.00	22,268.06		23,000.00	
	Telephone	20,000.00	26,081.74		25,000.00	
	Advertising - Road Bans, etc	2,300.00	1,489.38		2,300.00	
	Engineering & Surveying Se	300,000.00	150,660.94		200,000.00	
	Engineering to Capital	0.00	(63,820.00)		(269,000.00)	
	Engineering & Surveying - Sp	25,000.00	169,888.87		300,000.00	
	Engineering to Capital - Special	(295,000.00)	(153,049.52)		(200,000.00)	
	Damage Claims	30,000.00	4,675.74		30,000.00	
	Workshop & Repairs	40,000.00	28,314.48		50,000.00	
	Gravel Handling & Crushing	(20,000.00)	235.54		0.00	
	Gravel to Capital	(142,500.00)	(27,184.50)		(248,200.00)	
	Licenses, permits and leases	15,000.00	5,830.00		15,000.00	

BUDGET 2012							***Revenue***
			2011 Budget	***2011 Actual***		***2012 Budget***	
	Utilities to Capital		(68,000.00)	0.00		(75,000.00)	
	Moving Power lines		65,000.00	0.00		65,000.00	
	Moving Gas Lines		5,000.00	0.00		5,000.00	
	Trail Crossing Agreements		0.00	0.00		0.00	
	Gravel Hauling		600,000.00	214,586.20		250,000.00	
	Gravel Hauling to Capital		(211,600.00)	0.00		0.00	
	Utilities - Shops		100,000.00	94,233.14		100,000.00	
	Association Fees - PW		0.00	300.00		300.00	
	Cemetery		25,000.00	21,395.54		25,000.00	
	Lease of Heavy Equipment		0.00	0.00		0.00	
	Gravel Pit Reclamation Exp		0.00	0.00		0.00	
	Other Services		60,000.00	90,708.99	**600,443.81**	90,000.00	
	TOTAL						
Insurance & Bond Premiums							
	Insurance - Heavy Equipment		30,000.00	20,733.32		25,000.00	
	Insurance - Master Auto.		45,000.00	38,314.66	**59,047.98**	40,000.00	
	TOTAL						

BUDGET 2012						***Revenue***
		2011 Budget	***2011 Actual***		***2012 Budget***	
Rent of Equipment - P.W.						
	Rent of Equipment - Local	200,000.00	225,893.97		200,000.00	
	Rent of Equip-to Capital-Local	0.00	(15,620.00)		(80,500.00)	
	Rent of Equipment - Special	0.00	34,743.00		5,800,000.00	
	Rent of Equip-to Capital-Special	0.00	(65,663.00)		(5,800,000.00)	
				179,353.97		
	TOTAL					
Public Works - Goods						
	Information Systems Expense	6,500.00	5,894.50		6,000.00	
	Right of Ways	70,000.00	40,552.85		70,000.00	
	Right of Ways-Capital	0.00	(8,800.00)		(18,000.00)	
	Gravel Royalty	100,000.00	0.00		312,500.00	
	Gravel Material Expense	0.00	98,465.65		100,000.00	
	Safety Supplies	50,000.00	37,572.44		50,000.00	
	Fuel & Oil	1,500,000.00	1,395,776.85		1,500,000.00	
	Fuel & Oil-Capital	(1,077,000.00)	(368,571.18)		(475,650.00)	
	Subdivision Oil	1,100,000.00	1,269,057.64		1,400,000.00	
	Oil & Ashpalt	300,000.00	0.00		300,000.00	
	Grader Blades	220,000.00	97,618.25		150,000.00	
	Culverts	300,000.00	221,396.15		300,000.00	
	Culverts - Capital	(259,500.00)	(157,714.43)		(240,000.00)	
	Signs	20,000.00	19,241.59		25,000.00	
	Signs - Capital	0.00	0.00		0.00	
	Street Lighting - P.W.	70,000.00	90,567.63		90,000.00	
	Small tools	30,000.00	24,520.93		30,000.00	
	Shop Supplies	50,000.00	18,185.92		50,000.00	
	Public Works - Other	240,000.00	127,598.96		230,000.00	
	PW -Other to Capital	(21,000.00)	(1,080.00)		(15,000.00)	
	Public Transportation Grant	4,000.00	4,000.00		4,000.00	
	Grants to other Gov'ts	20,000.00	10,000.00	**2,924,283.75**	20,000.00	

BUDGET 2012							***Revenue***
			2011 Budget	***2011 Actual***		***2012 Budget***	
	TOTAL						
Tires							
	Stock - Tires		150,000.00	135,905.08		150,000.00	
	Tires to Capital		0.00	0.00	**135,905.08**		
	TOTAL						
Machinery Repairs							
	Stock - Machinery & Repair		400,000.00	491,966.09		475,000.00	
	Crusher 1990		50,000.00	61,489.94		60,000.00	
	Repairs To Capital		0.00	(105,639.76)	**447,816.27**	(132,125.00)	
	TOTAL						
Fencing							
	Div. 1 - Fence		0.00	47,540.29			
	Div. 2 - Fence		0.00	11,659.98			
	Div. 3 - Fence		0.00	2,554.20			
	Div. 4 - Fence		0.00	14,596.60			
	Div. 5 - Fence		0.00	0.00			
	Div. 6 - Fence		0.00	23,812.54			
	Div. 7 - Fence		0.00	0.00			
	Fencing Capital		(197,200.00)	(147,177.83)		(206,500.00)	
	General - Fencing		200,000.00	88,471.11	**41,456.89**	220,000.00	
	TOTAL						
Fixed Assets - Capital / Pub/Works							
	Capital Expenses - Eng Structure		0.00	0.00			
	Capital Expenses - Building		0.00	0.00			
	Capital Expenses - Equipment		0.00	0.00			

BUDGET 2012						***Revenue***
		2011 Budget	***2011 Actual***		***2012 Budget***	
	Capital Expenses - Land	0.00	0.00			
	Capital Expenses - Vehicle	0.00	0.00			
	Capital Expenses - Land Improvement	0.00	0.00			
	Capital Expenses - Work in Progress	0.00	0.00	**0.00**		
	TOTAL					
Contribution to Capital						
	Contribution to Capital - P.W.		0.00			
	TOTAL					
Contribution to Operating Reserve						
	Contribution to Operating	0.00				
	Amortization	2,928,885.00	2,815,043.33		2,815,043.00	
	Amortization to Capital		(247,920.05)		(554,961.00)	
	TOTAL			**2,567,123.28**		
Long Term Debt						
	Interest - Long Term Debt		0.00			
	Principle - Long Term Debt		0.00			
		10,218,343.00	**10,364,197.15**		**10,836,734.00**	
PUBLIC WORKS SURPLUS		***(6,115,324.36)***	***(6,720,332.43)***		***159,654.00***	
AIRPORT						
Airport Expenses						
	Airport expenses	13,000.00	21,768.05		18,000.00	

BUDGET 2012							***Revenue***
			2011 Budget	***2011 Actual***		***2012 Budget***	
	Airport Municipal Taxes		2,000.00	2,208.45		2,200.00	
	Airport Insurance		0.00	1,767.50		2,000.00	
	TOTAL		***15,000.00***	***25,744.00***		***22,200.00***	
AIRPORT SURPLUS			***(15,000.00)***	***(25,744.00)***		***(22,200.00)***	
WATER SUPPLY							
Water Supply - Revenues							
Sales of Goods & Services - Water							
	Ashmont Water Charges		42,000.00	39,203.04		40,000.00	
	Mallaig Water Charges		29,000.00	26,729.30		26,000.00	
	Lottie Lake Water Charges		20,000.00	18,640.69		18,000.00	
	Transfer from Reserve		0.00	0.00			
	Water Connections		0.00	1,500.00			
	Gain/Loss on Sale of F/A		0.00	(166,891.03)	**(80,818.00)**		
							84,000.00

BUDGET 2012						***Revenue***
		2011 Budget	***2011 Actual***		***2012 Budget***	
Return of Investment - Water						
	Water Grant		0.00		3,916,390.00	
	Debenture Proceeds	430,263.00	0.00		416,000.00	
	Transfer from Deferred Revenue	73,223.00	0.00			***4,332,390.00***
Grants - Water						
	Municipal Grants	0.00	0.00			
	Provincial Grants	4,357,237.00	586,336.61			
	Federal Grants	0.00	0.00	**586,336.61**		
	total	***4,951,723.00***	***505,518.61***		***4,416,390.00***	
WATER SUPPLY - EXPENDITURES						
Water Supply - Salary						
	Ashmont Water - Salary	12,162.00	14,459.82		15,026.00	
	Mallaig Water Salary	7,784.00	10,102.65		10,517.00	
	Lottie Lake Salary	7,784.00	10,102.65		10,517.00	
	Wage Adjustment	0.00	0.00			
	TOTAL			***34,665.12***		
Water Supply Emplyee Benefits						
	Water - L.A.P.P.	3,849.00	3,566.17		3,744.00	
	Water - Dental	544.00	519.36		545.00	
	Water - C.P.P.	948.00	948.03		986.00	
	Water - U.I.C.	471.00	470.78		503.00	
	Water - W.C.B.	500.00	457.12		600.00	
	Water - Blue Cross	465.00	460.20		460.00	
	Water - A.H.C.	0.00	0.00		0.00	

BUDGET 2012						***Revenue***
		2011 Budget	***2011 Actual***		***2012 Budget***	
	Water - Life Insurance	160.00	151.80		152.00	
	Water - L.T.D.	1,869.00	431.33		410.00	
	Water - EAP	0.00	13.93		28.00	
	Water - HAS	0.00	0.00		200.00	
	TOTAL			***7,018.72***		
Water Supply Services						
	Ashmont Water - Mileage &	1,000.00	0.00		1,000.00	
	Mallaig Water - Mileage & Su	1,000.00	0.00		1,000.00	
	Lottie Lake Water - Mileage	1,000.00	0.00		1,000.00	
	Ashmont Water - Services	20,000.00	30,652.35		30,000.00	
	Mallaig Water - Services	20,000.00	15,481.74		20,000.00	
	Lottie Lake Water Services	10,000.00	9,275.58		10,000.00	
	Riverview Water Services	5,000.00	6,247.00		6,500.00	
	Other Water Services	99,923.00	82,568.01	**144,224.68**	15,000.00	
	TOTAL					
Water Supply - Goods						
	Ashmont Water Expenses - Other	50,000.00	25,062.50		40,000.00	
	Mallaig Water Expenses - Other	15,000.00	16,830.93		17,000.00	
	Lottie Lake Water Expenses - Other	25,000.00	9,481.22		20,000.00	
	Riverview Water Expenses	2,500.00	0.00		2,500.00	
	General Water Expense	5,000.00	0.00		5,000.00	
	Ashmont Water supplies	5,000.00	1,056.18		3,000.00	
	Bayview Water Expense	3,000.00	2,228.39		0.00	
	Mallaig Water supplies	3,000.00	1,904.17		3,000.00	
	Lottie Lake Water Supplies	3,000.00	1,411.58		3,000.00	
	Ashmont Water - Vehicle Expenses	500.00	279.01		500.00	
	Mallaig Water Vehicle Expenses	300.00	159.44		300.00	
	Lottie Lake Water Vehicle Expenses	300.00	159.44		300.00	
	TOTAL			**58,572.86**		

BUDGET 2012							***Revenue***
			2011 Budget	***2011 Actual***		***2012 Budget***	
Capital - Water							
	Capital Exp - Eng Struct		0.00	0.00			
	Capital Exp - Buildings		0.00	0.00			
	Capital Exp - Equipment		0.00	0.00			
	Capital Exp - Land		0.00	0.00			
	Capital Exp - Vehicles		0.00	0.00			
	Capital Exp - Land Improvements		0.00	0.00			
	Capital Exp - Work in Progress		0.00	0.00			
	Contribution to Capital		0.00	0.00	**0.00**		
	TOTAL						
Contribution to Operating Reserve							
	Transfer to Other Governments		0.00			4,000.00	
	Contribution to Operating Reserve					0.00	
	Amortization		62,759.00	60,795.89	**60,795.89**	60,796.00	
	TOTAL						
Capital Loans - Water							
	Principal - Capital Loans		0.00	0.00		30,000.00	
	Interest - Capital Loans		0.00	0.00		8,000.00	
	TOTAL						
Debenture Debt - Water							
	Ashmont Water - Interest		7,700.00	7,700.35		7,447.00	
	Mallaig Water - Interest		0.00				
	Ashmont Beach - Interest		0.00				
	Ashmont Water - Principal		4,908.00			5,161.00	
	Mallaig Water - Principal		0.00				
	Ashmont Beach - Principal		0.00				
	TOTAL				**7,700.35**		

BUDGET 2012							***Revenue***
			2011 Budget	***2011 Actual***		***2012 Budget***	
	TOTAL: WATER SUPPLY EXPENDITURES		***382,426.00***	***312,977.62***		***338,192.00***	
WATER SURPLUS			***4,569,297.00***	***192,540.99***		***4,078,198.00***	
SEWAGE REVENUE							
Sale of Goods & Services - Sewage							
	Ashmont Sewer Charges		11,000.00	10,704.24		11,000.00	
	Mallaig Sewer Charges		22,000.00	23,610.58		23,500.00	
	Sewer Connections		0.00	1,000.00			
	Gain/Loss on Sale of F/A		0.00	0.00			
	TOTAL				**35,314.82**		***34,500.00***
Return of Investment - Sewer							
	Sewer - Ashmont		0.00	0.00			
	Transfer from Reserve		0.00	0.00			
	Transfer from Deferred Revenue		0.00	0.00			**0.00**
	MSI Grant		0.00	0.00			
	TOTAL: SEWAGE REVENUES		**33,000.00**	**35,314.82**		**34,500.00**	
SEWAGE EXPENDITURES							
Sewer - Salary							
	Ashmont Sewer Salary		4,865.00	4,864.44		5,010.00	
	Mallaig Sewer Salary		6,324.00	6,323.76		6,513.00	

BUDGET 2012							***Revenue***
			2011 Budget	***2011 Actual***		***2012 Budget***	
	Wage Adjustment					0.00	
	TOTAL				**11,188.20**		

BUDGET 2012						***Revenue***
		2011 Budget	***2011 Actual***		***2012 Budget***	
Sewage Employee Benefits						
	Sewage - L.A.P.P.	1,426.00	1,165.80		1,224.00	
	Sewage - Dental	210.00	209.52		221.00	
	Sewage - C.P.P.	382.00	382.55		400.00	
	Sewage - U.I.C.	190.00	189.96		203.00	
	Sewage - W.C.B.	185.00	147.36		193.00	
	Sewage - Blue Cross	180.00	185.64		200.00	
	Sewage - A.H.C.	0.00	0.00		0.00	
	Sewage - Life Insurance	62.00	61.32		62.00	
	Sewage - LTD	181.00	174.06		165.00	
	Sewage - EAP	0.00	5.61		12.00	
	Sewage - HAS	0.00	0.00		200.00	
	TOTAL			**2,521.82**		
Sewages - Services						
	Ashmont Sewer - Mileage &	0.00	0.00		0.00	
	Mallaig Sewer - Mileage &	0.00	0.00		0.00	
	Ashmont Sewer Services	6,000.00	12,987.75		10,000.00	
	Mallaig Sewer Services	3,000.00	3,649.01		3,500.00	
	Other Sewer Services	20,000.00	16,755.77		20,000.00	
	TOTAL			**33,392.53**		
Sewage Goods						
	Ashmont Sewer Expense - other	1,000.00	988.09		1,000.00	
	Mallaig Sewer Expense - Other	12,000.00	16,584.75		15,000.00	
	Whitney Lake Sewer Expense	10,000.00	18,650.08		20,000.00	
	Ashmont Sewer Supplies	2,500.00	1,406.29		2,500.00	
	Mallaig Sewer Supplies	2,500.00	1,395.86		2,500.00	
	Ashmont Sewer - Vehicle Expenses	200.00	119.56		200.00	
	Mallaig Sewer Vehicle Expenses	125.00	79.71		125.00	

BUDGET 2012							***Revenue***
			2011 Budget	***2011 Actual***		***2012 Budget***	
	TOTAL				**39,224.34**		
Capital - Sewer							
	Capital Exp - Eng Structures		0.00	0.00			
	Capital Exp - Buildings		0.00	0.00			
	Capital Exp - Equipment		0.00	0.00			
	Capital Exp - Land		0.00	0.00			
	Capital Exp - Vehicles		0.00	0.00			
	Capital Exp - Land Improvements		0.00	0.00			
	Capital Exp - Work in Progress		0.00	0.00	**0.00**		
Contribution to Capital							
	Contribution to Capital			0.00			
	Amortization		32,890.00	32,889.65	**32,889.65**	32,890.00	
	TOTAL						
Contribution to Operating Reserve							
	Contribution to Operating		0.00	0.00			
	TOTAL						
Capital Loans - Sewer							
	Principal - Capital Loans		0.00	0.00		0.00	
	Interest - Capital Loans		0.00	0.00		0.00	
	TOTAL						
Debenture Debt - Sewer							
	Mallaig Sewer - Interest		0.00	0.00		0.00	
	Mallaig Sewer - Principal		0.00	0.00		0.00	
	TOTAL						
	TOTAL SEWER EXPENDITURES		**104,220.00**	**119,216.54**		**122,118.00**	
SEWER SURPLUS			***(71,220.00)***	***(83,901.72)***		***(87,618.00)***	

BUDGET 2012							***Revenue***
			2011 Budget	***2011 Actual***		***2012 Budget***	
ENVIRONMENT HEALTH - REVENUES							
Sale of Goods & Serv. - Landfill							
	Landfill Fees		20,000.00	11,316.50		15,000.00	
	Bin Rentals		80,000.00	108,361.81		100,000.00	
	Evergreen Expense Transfer		350,000.00	342,372.93			
	Transfer from Reserve		0.00	0.00			
	Horseshoe Bay Proceeds		8,500.00	9,857.43		9,000.00	
	Gain/Loss on Sale of F/A		0.00	0.00			
Cond Grant - Mod San Landfill							
	Total: Cond Grant - Mod San Landfill		0.00	0.00			
							0.00
	TOTAL	**#**	***458,500.00***	***471,908.67***	***0.00***	***124,000.00***	***124,000.00***
ENVIRONMENTAL HEALTH - EXPENDITURES							
Mod. San. Landfill Salaries							
	Transfer Station Salaries		49,126.00	46,746.15		34,051.00	
	Transfer Station Wages		118,000.00	105,367.37		110,000.00	
	Overtime Wages - Evergreen		3,000.00	7,638.40		0.00	
	Evergreen Wages		245,000.00	239,542.60		0.00	
	Waste Removal Wages		147,000.00	127,814.74		131,120.00	
	TOTAL				***527,109.26***		

BUDGET 2012							***Revenue***
			2011 Budget	***2011 Actual***		***2012 Budget***	
Mod. San. Landfill Employee Benefits							
	Transfer Station - L.A.P.		42,445.00	40,429.82		42,452.00	
	Transfer Station - Dental		7,821.00	6,647.42		7,000.00	
	Transfer Station - CPP		17,241.00	15,577.01		16,200.00	
	Transfer Station - UIC		10,680.00	9,979.26		10,660.00	
	Transfer Station - WCB		7,455.00	6,850.60		8,974.00	
	Transfer Station - Blue Cross		5,642.00	6,651.40		6,600.00	
	Transfer Station - AHC		0.00	0.00		0.00	
	Transfer Station - Life Ins		2,222.00	1,986.51		2,000.00	
	Transfer Station - LTD		6,191.00	5,410.43		5,140.00	
	Transfer Station - EAP		0.00	244.37		234.00	
	TOTAL				***93,776.82***		
General Environmental Health							
	Transfer Station Services		75,000.00	26,098.10		26,000.00	
	St. Paul Services		50,000.00	0.00		0.00	
	Elk Point Services		5,000.00	2,500.00		0.00	
	St. Paul Recycling Services		9,300.00	0.00		0.00	
	Mileage & Subsistence		0.00	325.81		500.00	
	Telephone		0.00	840.00		1,000.00	
	Transfer Station Vehicle Services		20,000.00	13,618.10		15,000.00	
	Transfer Station Contract Services		70,000.00	51,640.16		60,000.00	
	Waste Truck Services		70,000.00	0.00		0.00	
	Regional Site Tippage		124,000.00	142,795.75		155,000.00	
	Evergreen Requisition		24,089.00	24,089.71		5,707.00	
	TOTAL				***261,907.63***		
General Environmental Health G							
	Transfer Station Vehicle Supplies		1,000.00	70,445.29		70,000.00	

BUDGET 2012							***Revenue***
			2011 Budget	***2011 Actual***		***2012 Budget***	
	Trnasfer Station Supplies		2,000.00	39,285.39	**109,730.68**	40,000.00	
	St. Paul Transfer Station Supp						
	Elk Point Transfer Station Supp						
	TOTAL						

BUDGET 2012						***Revenue***
		2011 Budget	***2011 Actual***		***2012 Budget***	
General Environmental Health Costs						
	Capital Expense - Land	0.00	0.00			
	Capital Expense - Vehicle	0.00	0.00			
	Capital Expense - Equipment	0.00	0.00			
	Capital Expense - Land Improvement	0.00	0.00			
	Capital Expense - Work in Progress	0.00	0.00			
	TOTAL			**0.00**		
Transfers Local Boards/Agencies						
	St. Paul Transfer Station	3,900.00	52,183.82		55,000.00	
	Elk Point Transfer Station	25,000.00	27,500.00		30,000.00	
				79,683.82		
Contribution to Capital						
	Contribution to Capital					
	Amortization	75,700.00	77,617.86	**77,617.86**	77,600.00	
	TOTAL: Environmental Health Expend	***1,216,812.00***	***1,149,826.07***		***910,238.00***	
ENVIRONMENTAL HEALTH SURPLUS		***(758,312.00)***	***(677,917.40)***		***(786,238.00)***	
F.C.S.S. -						
F.C.S.S. REVENUES						
Sale of Goods and Services - FCSS						
	Med. Alert Lifeline Prog.	3,000.00	1,627.24		1,000.00	
	Co-sponsored Prog Revenue	0.00	906.43		500.00	
	Misc Rev - Program Fees	22,991.00	1,139.28		1,000.00	
	Seniors Program Revenue	0.00	3,262.51		1,600.00	

BUDGET 2012							***Revenue***
			2011 Budget	***2011 Actual***		***2012 Budget***	
	TOTAL				***6,935.46***		***4,100.00***
Conditional Grants F.C.S.S.							
	F.C.S.S. Grant		170,481.00	170,481.00		170,481.00	
	Other Grants		0.00	0.00		750.00	
	Municipal Transfer		0.00	0.00	**170,481.00**		**171,231.00**
	TOTAL						
	TOTAL		**196,472.00**	**177,416.46**		**175,331.00**	
FCSS - EXPENDITURES							
FCSS - Administrative Salaries							
	FCSS Director/Assistant Salaries		117,684.00	116,641.57		124,556.00	
	Wage Adjustment						
	TOTAL				**116,641.57**		
FCSS Employee Benefits - Admin.							
	FCSS / ADM - L.A.P.P.		10,415.00	10,188.51		13,276.00	
	FCSS / ADM - Dental		1,986.00	1,417.22		2,551.00	
	FCSS / ADM - C.P.P.		4,084.00	5,444.14		4,613.00	
	FCSS / ADM - U.I.C.		2,042.00	2,807.42		2,352.00	
	FCSS / ADM - W.C.B.		1,069.00	1,450.95		2,043.00	
	FCSS / ADM - Blue Cross		1,821.00	1,636.77		2,219.00	
	FCSS / ADM - A.H.C.		0.00	0.00		0.00	
	FCSS / ADM - Life Insurance		528.00	399.19		681.00	

BUDGET 2012							***Revenue***
			2011 Budget	***2011 Actual***		***2012 Budget***	
	FCSS / ADM - L.T.D.		1,583.00	1,130.55		1,888.00	
	FCSS/ADM - EAP		0.00	52.24		156.00	
	FCSS/ADM - HAS		0.00	0.00		800.00	
	TOTAL				**24,526.99**		

BUDGET 2012							***Revenue***
			2011 Budget	***2011 Actual***		***2012 Budget***	
FCSS General Services							
	FCSS Mile & Subsistance		1,750.00	1,002.71		1,026.00	
	FCSS Information Systems Serv		1,000.00	175.00		500.00	
	FCSS Membership Fees		700.00	698.00		800.00	
	FCSS Misc Services		500.00	20.00		200.00	
	FCSS Postage/Freight		200.00	11.13		1,600.00	
	FCSS Telephone		2,000.00	1,705.92		1,500.00	
	Advertising & Promotions		1,500.00	1,462.51		2,000.00	
	Professional Services		500.00	0.00		0.00	
	Professional Develop - Office		3,500.00	1,750.00		9,470.00	
	Professional Develop - Board		2,000.00	840.00		2,850.00	
	Food/Catering		1,000.00	408.74		1,014.00	
	TOTAL				**8,074.01**		
FCSS Programming Services							
	Facility Rent/Janitorial		1,840.00	1,365.00		2,080.00	
	Mileage & Subsistence - Staff		6,500.00	6,072.53		2,405.00	
	Community Counselling		8,000.00	6,442.50		6,000.00	
	Seniors Programs		5,000.00	8,093.51		5,000.00	
	Mom's & Tots Staffing		10,840.00	9,420.00		10,800.00	
	Moms & Tots Rec. Allowance		325.00	369.63		1,200.00	
	Moms & Tots Mileage & Subs		1,850.00	1,744.96		1,120.00	
	TOTAL				**33,508.13**		
FCSS - Goods							
	Misc Office Expense		0.00	0.00		0.00	
	Information Systems Supplies		700.00	658.63		700.00	
	FCSS Office Supplies		300.00	254.27		700.00	

BUDGET 2012							***Revenue***
			2011 Budget	***2011 Actual***		***2012 Budget***	
	TOTAL				**912.90**		
FCSS Programming - Goods							
	Moms & Tots Material/Education		2,500.00	1,440.07		2,700.00	
	Grant to Organizations		2,400.00	1,577.79	**3,017.86**		
FCSS - Programs							
	Co-sponsored Programs		43,000.00	42,862.57		19,100.00	
	Youth Programs		7,226.00	5,703.30		6,000.00	
	Family Education		750.00	0.00		2,400.00	
	Medical Alert Lifeline		2,000.00	1,428.93		600.00	
					49,994.80		
	Total: FCSS Programs		***249,093.00***	***236,676.26***		***236,900.00***	
FCSS SURPLUS			***(52,621.00)***	***(59,259.80)***		***(61,569.00)***	
ASB REVENUES							
Sale of Goods & Services ASB							
Sale of chemical							
	Sale of Herbicides		600.00	999.13		500.00	
	Sale of Misc. Chemical		100.00	107.48	**1,106.61**	150.00	
	Total Sale of Chemical						**650.00**
Sale of Miscellaneous ASB							
	Sale of gopher & mole poison		12,000.00	10,527.52		11,000.00	

BUDGET 2012							***Revenue***
			2011 Budget	***2011 Actual***		***2012 Budget***	
	Custom Spraying		300.00	365.00		500.00	
	Beaver Control Fees		400.00	750.00		1,000.00	
	Sale of Misc.		600.00	11.43		500.00	
	Less Net Book Value of Disposals		(2,566.66)				
	Gain/Loss on Sale of F/A			35,476.31		(17,642.00)	
	TOTAL: Sale of Misc. ASB				**47,130.26**		**(4,642.00)**

BUDGET 2012						***Revenue***
		2011 Budget	***2011 Actual***		***2012 Budget***	
RENTAL REVENUES A.S.B.						
Miscellaneous Rentals						
	Rental of Scale	0.00	0.00		100.00	
	Rental of Chute	500.00	695.75		600.00	
	Rental of Sprayers	0.00	47.62		0.00	
	Rental of Grass Seeder	0.00	0.00		0.00	
	Rental of portable corrals	0.00	0.00		300.00	
	Rent of Land roller	10,000.00	9,315.08		10,000.00	
	Rent of post pounder	2,000.00	2,733.14	**12,791.59**	2,500.00	**13,500.00**
	TOTAL: Miscellaneous Rentals					
Conditional Grants A.S.B.						
	Regular Agri. Service Grant	150,000.00	159,124.59		154,000.00	
	Soil Conservation - C.A.E.	0.00	0.00		0.00	**154,000.00**
	Transfer from Reserve	0.00	0.00	**159,124.59**	0.00	
	Other ASB Grants	0.00	0.00		0.00	
TOTAL: Conditional Grants A.S.B.						
	TOTAL: ASB - REVENUES	***173,933.34***	***220,153.05***		***163,508.00***	
ASB EXPENDITURES						
AGRICULTURAL SERVICE - SALARY						
Salaried - A.S.B.						
	Regular Fieldman	24,563.00	18,437.11		34,051.00	
	Regular - Assistant Field	67,600.00	63,135.75		95,656.00	
	ASB Secretary / Receptionist	53,186.00	53,291.39		54,781.00	
	TOTAL: Salaried - A.S.B.			**134,864.25**		

BUDGET 2012						***Revenue***
		2011 Budget	***2011 Actual***		***2012 Budget***	
Wages - Beaver Control						
	Total: Wages - Beaver Control					
Wages - Mowing						
	Total: Wages - Mowing	25,000.00	36,720.18	**36,720.18**	26,000.00	
Wages - A.S.B. Other						
	Weed Inspector	24,000.00	13,875.61		0.00	
	TOTAL: Wages - ASB Other			**13,875.61**		
Agricultural Services - Benefits						
	ASB - L.A.P.P.	19,247.00	17,892.83		19,439.00	
	ASB - Dental	3,037.00	2,632.01		3,067.00	
	ASB - C.P.P.	6,653.00	7,129.98		6,719.00	
	ASB - U.I.C.	3,353.00	3,566.40		3,393.00	
	ASB - W.C.B.	2,528.00	2,434.23		3,500.00	
	ASB - Blue Cross	2,974.00	2,330.44		3,003.00	
	ASB - A.H.C.	0.00	0.00		0.00	
	ASB - Life Insurance	897.00	879.22		905.00	
	ASB - L.T.D.	2,434.00	2,237.14		2,458.00	
	ASB-EAP	0.00	92.95		180.00	
	ASB - HAS	0.00	0.00		1,600.00	
TOTAL: Agricultural Serv. - Benefits				**39,195.20**		
Agricultural Services - General						
	Advertising & Public Relations	2,200.00	6,022.23		2,500.00	
	Photography Expense	0.00	0.00		400.00	
	Extension, Short courses	500.00	682.97		1,000.00	
	Soil Conservation Expense	0.00	0.00		0.00	

BUDGET 2012						***Revenue***
		2011 Budget	***2011 Actual***		***2012 Budget***	
	Telephone Expense	0.00	0.00		0.00	
	A.S.B. Vehicle Repairs	7,500.00	600.20		7,500.00	
	Printing, Binding & Public	500.00	194.00		500.00	
	Membership, Registration,	4,000.00	2,041.48		5,000.00	
	A.C.E. Expenses	0.00	0.00		0.00	
TOTAL: Agricultural Services - General				***9,540.88***		
Mileage & Subsistance						
	Fieldman - Mileage & Subsistance	3,500.00	3,135.00		3,500.00	
	Assist Fieldman Mileage & Subs.	3,000.00	1,005.00		4,000.00	
	A.S.B. Service Board Mile	0.00	0.00			
	TOTAL: Mileage & Subsistance			***4,140.00***		
PLANT INDUSTRY						
General Roadside						
	Mowing	40,000.00	13,775.20		40,000.00	
	Roadside Seeding	20,000.00	8,780.48		24,000.00	
	Roadside Spraying Chemical	95,000.00	105,329.11		75,000.00	
	Small Equipment Purchases	0.00	0.00		0.00	
	Roadside Backsloping	4,000.00	1,250.00		2,000.00	
	TOTAL: General Roadside			**129,134.79**		
County Tours & Field Days						
	County tours & field days	1,000.00	1,806.47		1,000.00	
	ASB Provincial Tour	0.00	0.00		0.00	
	TOTAL: Cnty tours & field days			**1,806.47**		
Crop Protection Programs						
	LARA	40,000.00	45,000.00		45,000.00	
	Pocket Gopher Control	0.00	0.00		0.00	

BUDGET 2012						***Revenue***
		2011 Budget	***2011 Actual***		***2012 Budget***	
	Flood Control	4,000.00	0.00		5,000.00	
TOTAL: Crop Protection Programs				**45,000.00**		
Horticulture and Tree Planting						
	Tree Planting	200.00	124.95		200.00	
	Farmstead Beautification	0.00	0.00			
TOTAL: Horticulture & Tree Planting				**124.95**		
Purchase of Chemicals						
	Purchase of Chemicals	7,500.00	(7,847.44)		5,000.00	
	Purchase of Gopher & mole	10,000.00	10,184.00		10,000.00	
	Purchase of pesticides	0.00	0.00			
	Purchase of Insecticides	0.00	0.00			
	TOTAL: Purchase of Chemicals			**2,336.56**		
	TOTAL: PLANT INDUSTRY			***178,402.77***		
Agricultural Services - Goods						
	Service Board Programs	6,000.00	0.00		4,000.00	
	Soil Testing	0.00	150.00		0.00	
	Office Expenses	500.00	1,637.13		1,000.00	
	ASB Fuel, etc	15,000.00	23,061.71		18,000.00	
	Beaver Control Expenses	4,000.00	6,659.15		6,000.00	
	Pest Control Misc. Expense	1,000.00	39.99		25,000.00	
	Information System Supplies	0.00	0.00		0.00	
	Equipment Expenses	5,000.00	20,271.92		5,000.00	
	Land Roller Expenses	0.00	50.90		1,500.00	
TOTAL: Agricultural Services - Goods				**51,870.80**		
Capital - ASB						

BUDGET 2012							***Revenue***
			2011 Budget	***2011 Actual***		***2012 Budget***	
	Capital Exp - Building		0.00	0.00			
	Capital Exp - Equipment		0.00	0.00			
	Capital Exp - Vehicles		0.00	0.00			
	Capital Exp - Work in Progress		0.00	0.00			
	Contribution to Capital - ASB		0.00	0.00			
	Amortization		35,026.00	41,132.51	**41,132.51**	41,133.00	
	TOTAL: Capital				**41,132.51**		
Contribution to Operating Reserve							
	Contribution to Operating		0.00			0.00	

BUDGET 2012						***Revenue***
		2011 Budget	***2011 Actual***		***2012 Budget***	
ASB - Grants to Other Governments						
	Seed Cleaning Plant	0.00	0.00			
	TOTAL:	***544,898.00***	***509,742.20***		***587,985.00***	
ASB SURPLUS		***(370,964.66)***	***(289,589.15)***		***(424,477.00)***	
PLANNING & DEVELOPMENT						
Land & Development Revenues						
	Other Revenue	0.00	0.00		0.00	
	Subdivision Applications	50,000.00	0.00		20,000.00	
	Subdivision Deposits	21,000.00	18,916.68			
	Subdivision Extensions	0.00	680.96		500.00	
	Subdivision/Roads/Warranty	0.00	0.00		5,000.00	
	Development Permits	14,000.00	14,547.00		14,000.00	
	Building Permits	60,000.00	49,609.36		50,000.00	
	Electrical Permits	20,000.00	20,967.72		20,000.00	
	Gas Permits	14,000.00	9,429.13		10,000.00	
	Plumbing Permits	15,000.00	8,398.50		10,000.00	
	Compliance Certificates	2,500.00	3,499.80		3,000.00	
	PSD Permits	0.00	3,161.30		3,000.00	
	Approach Deposits	0.00	0.00		0.00	
	Deferred Revenue	0.00	0.00		0.00	
	Subdivision Approvals	5,000.00	3,257.15		3,000.00	
	Admin Fees - Money In Lieu	2,000.00	966.68		1,000.00	
	Rezoning Applications	0.00	2,450.00		2,500.00	
	Money in Lieu of MR	0.00	8,914.23		5,000.00	
	Transfers from Other Govt's	13,150.00	0.00		0.00	

BUDGET 2012							***Revenue***
			2011 Budget	***2011 Actual***		***2012 Budget***	
	Grants		35,600.00	16,002.00		15,896.00	
	Gain/Loss on Sale of F/A		0.00	0.00			
	TOTAL: Land & Dev.- Revenues		***252,250.00***	***160,800.51***		***162,896.00***	
							162,896.00
	Salary - Planning Staff		146,313.00	146,438.21	**146,438.21**	172,397.00	
	Salary - Summer Staff					10,000.00	
	Land/Development LAPP		9,000.00	15,555.59		16,334.00	
	Land/Development Dental		2,500.00	2,429.42		2,550.00	
	Land/Development CPP		4,000.00	4,435.14		4,612.00	
	Land/Development EI		2,000.00	2,202.93		2,353.00	
	Land/Development WCB		1,000.00	1,859.97		2,436.00	
	Land/Development Blue Cross		2,500.00	2,152.62		2,200.00	
	Land/Development AHC		0.00	0.00		0.00	
	Land/Development Life Insur		600.00	802.34		800.00	
	Land/Development LTD		1,500.00	2,112.87		2,000.00	
	Land/Development EAP		0.00	65.14	**31,616.02**	130.00	
	Land/Development HAS		0.00	0.00		933.00	
Land/Dev Services							
	Mileage & Subsistence		5,000.00	6,986.12		10,000.00	
	Inspection Services		80,000.00	57,767.71		65,000.00	
	Planning Services		40,000.00	39,794.66		42,000.00	
	Safety Codes Services		10,000.00	4,253.38		6,000.00	
	Engineering/Surveying Services		50,000.00	0.00		40,000.00	
	Membership/Designation Fees		1,000.00	1,134.00	**109,935.87**	2,000.00	

BUDGET 2012							Revenue
			2011 Budget	2011 Actual		2012 Budget	
Land/Dev - Goods							
	Land & Developments		0.00	0.00		0.00	
	Land Inventory		4,000.00	0.00		8,000.00	
	Office Supplies		15,000.00	914.72		0.00	
	Safety Codes Supplies		0.00	49.75		5,000.00	
	Planning Supplies		0.00	0.00	964.47	0.00	
Land/Dev - Fixed Assets							
	Capital Exp - Eng Structures		0.00	0.00			
	Capital Exp - Buildings		0.00	0.00			
	Capital Exp - Equipment		0.00	0.00			
	Capital Exp - Land		0.00	0.00			
	Capital Exp - Vehicles		0.00	0.00			
	Capital Exp - Work in Progress		0.00	0.00			
	Amortization Expense		0.00	0.00	0.00	0.00	
	TOTAL:		374,413.00	288,954.57		394,745.00	
PLANNING SURPLUS			(122,163.00)	(128,154.06)		(231,849.00)	
RECREATION REVENUES							
Recreation							
	Lac Bellevue User Fees		18,000.00	19,380.19		19,000.00	
	Stoney Lake User Fees		28,000.00	35,885.92		34,000.00	
	Vincent Lake User Fees		58,000.00	75,162.06		70,000.00	
	Floatingstone Lake User Fees		50,000.00	54,105.64		50,000.00	172,000.00

BUDGET 2012						***Revenue***
		2011 Budget	***2011 Actual***		***2012 Budget***	
	Less Net Book Value on Disposal	(8,481.75)				
	Gain/Loss on F/A	0.00	(708.59)	***183,825.22***	(1000.00)	
Conditional Grant Recreation						
	Lac Bellevue - Operating Grant	8,000.00	8,000.00		8,000.00	
	Stoney Lake - Operating Grant	8,000.00	8,000.00		8,000.00	
	Vincent Lake - Operating Grant	5,333.00	5,333.00		5,333.00	
	Sponsorship Grant	0.00	21,043.00		0.00	
	MSI	226,686.00	226,686.00		218,228.00	
	CFEP Grant	0.00	0.00		0.00	***239,561.00***
	Contr from Mun Reserves	0.00	0.00		0.00	
	Contr. From Capital Source	0.00	0.00	***269,062.00***	-	
	Deferred Revenue	21,043.00	0.00		-	
	Debenture Proceeds				-	
TOTAL: RECREATION - REVENUES		***414,580.25***	***452,887.22***		***411,561.00***	
RECREATION EXPENDITURES						
Recreational Salaries						
	Lac Bellevue Salaries	35,916.00	29,261.53		35,452.00	
	Stoney Lake Salaries	85,683.00	73,092.30		70,364.00	
	Vincent Lake Salaries	47,316.00	19,881.88		103,664.00	
	Floatingstone Salaries	111,868.00	72,081.87		76,688.00	
	Westcove Park Wages	48,719.00	98,214.67			
	Wage Adjustment	0.00	0.00		0.00	
	TOTAL: Recreational Salaries			**292,532.25**		
Recreation / Park Employee Benefits						
	Rec/Parks - LAPP	13,121.00	14,428.81		16,420.00	
	Rec/Parks - Dental	2,148.00	2,506.82		2,632.00	

BUDGET 2012						***Revenue***
		2011 Budget	***2011 Actual***		***2012 Budget***	
	Rec/Parks - CPP	12,312.00	9,515.02		9,896.00	
	Rec/Parks - UIC	7,494.00	7,051.54		7,532.00	
	Rec/Parks - WCB	4,049.00	3,827.30		5,013.00	
	Rec/Parks - Blue Cross	2,669.00	2,424.29		2,424.00	
	Rec/Parks - AHC	0.00	0.00		0.00	
	Rec/Parks - Life Insurance	655.00	497.88		500.00	
	Rec/Parks - LTD	884.00	416.57		395.00	
	Rec/Parks - EAP	0.00	131.54		260.00	
	Rec/Parks - HAS				1,600.00	
TOTAL: Recreation / Park Empl Benefits				**40,799.77**		
Recreation / Park Services						
	Lac Bellevue Mileage	1,000.00	893.33		1,000.00	
	Stoney Lake Mileage	1,500.00	635.72		1,000.00	
	Westcove Park Mileage	500.00	0.00		0.00	
	Floatingstone Mileage	1,300.00	2,235.73		2,000.00	
	Grant Transfers	0.00	0.00		0.00	
	Lac Bellevue Services	5,000.00	3,675.36		5,000.00	
	Stoney Lake Services	5,000.00	3,847.80		5,000.00	
	Westcove Services	10,000.00	9,035.95		10,000.00	
	Floatingstone Services	5,000.00	4,051.41		5,000.00	
TOTAL: Recreation / Park Services				**24,375.30**		
Recreation / Park - Goods						
	Lac Bellevue Supplies	20,000.00	5,998.21		20,000.00	
	Stoney Lake Supplies	25,000.00	15,383.59		25,000.00	
	Westcove Park Supplies	40,000.00	30,046.51		40,000.00	
	Floatingstone Supplies	25,000.00	16,687.34		25,000.00	
	Elk Point Bridge Park Supplies	0.00	0.00		0.00	

BUDGET 2012						Revenue
		2011 Budget	2011 Actual		2012 Budget	
	General Park Supplies	6,000.00	158.76		6,000.00	
	TOTAL: Recreation / Park - Goods			68,274.41		
Recreation/Parks - Capital Assets						
	Capital Exp - Eng Structures	0.00	0.00			
	Capital Exp - Buildings	0.00	0.00			
	Capital Exp - Equipment	0.00	0.00			
	Capital Exp - Vehicles	0.00	0.00			
	Capital Exp - Land Improvements	0.00	0.00			
	Capital Exp - Work in Progress	0.00	0.00			
				0.00		
Recreation / Parks Transfers						
Grants to Recreation						
	Recreation Grant - county	260,000.00	112,300.00		112,300.00	
	Elk Point Recreation grants				35,000.00	
	Grants to other gov't	0.00	150,000.00		130,000.00	
	Sponsorship	21,043.00	21,043.00		0.00	
	Track	0.00	0.00		0.00	
	TOTAL: Grants to Recreation			283,343.00		
Contribution to Capital						
	Contribution to Capital	10,000.00	0.00			
	Amortization	46,543.00	45,192.51	45,192.51	45,193.00	
	TOTAL: Contribution to Capital					
TOTAL: RECREATION - EXPENDITURES		855,720.00	754,517.24		800,333.00	

BUDGET 2012						Revenue
		2011 Budget	2011 Actual		2012 Budget	
RECREATION SURPLUS		(441,139.75)	(301,630.02)		(388,772.00)	
LIBRARY REVENUE						
Conditional Grant Library						
	Conditional Grant Library	31,995.00	31,995.00		31,995.00	113,295.00
	Library Fees	17.00	956.90		0.00	
	MSI Grant	80,000.00	80,000.00	112,951.90	81,300.00	
	Total revenue	112,012.00	112,951.90		113,295.00	
LIBRARY EXPENDITURES						
Library - Salaries						
	Community Library Wages	20,000.00	17,806.36		20,000.00	
	TOTAL: Library - Salaries			17,806.36		
Library Employee Benefits						
	Library - C.P.P.	550.00	543.08		550.00	
	Library - U.I.C.	500.00	443.71		500.00	
	Library - W.C.B.	225.00	233.25		305.00	
	TOTAL: Library Employee Benefits			1,220.04		
Library Expenses						
	Lafond Library Expenses	0.00	89.33		0.00	
	Library Goods	26,125.00	18,179.91		23,525.00	
	TOTAL: Library Expenses			18,269.24		
Library - Fixed Assets						

BUDGET 2012							***Revenue***
			2011 Budget	***2011 Actual***		***2012 Budget***	
	Capital Exp - Eng Structures		0.00	0.00			
	Capital Exp - Buildings		0.00	0.00			
	Capital Exp - Equipment		0.00	0.00			
	Capital Exp - Land		0.00	0.00			
	Capital Exp - Vehicles		0.00	0.00			
	Capital Exp - Land Improvements		0.00	0.00			
	Capital Exp - Work in Progress		0.00	0.00	**0.00**		
Cultural, Library							
	Library Grant		0.00	0.00			
	Transfers		71,311.00	71,310.50		84,259.00	
	TOTAL: Cultural, Library				**71,310.50**		
Contribution to Capital							
	Contribution to Capital- Portage Colleg		50,000.00	50,000.00		50,000.00	
	Amortization Expense		9,101.00	9,101.38	**59,101.38**	9,101.00	
	TOTAL: Contribution to Capital						
	Total Expense		***177,812.00***	***167,707.52***		***188,240.00***	
LIBRARY/CULTURE SURPLUS			***(65,800.00)***	***(54,755.62)***		***(74,945.00)***	
TOTAL OPERATIONAL SURPLUS			***6,877,669.23***	***2,623,646.28***		***15,977,900.64***	
CAPITAL BUDGET							
	Lafond School Land		0.00	20,000.00			

BUDGET 2012						***Revenue***
		2011 Budget	***2011 Actual***		***2012 Budget***	
	Heinsburg Sidewalk/Ramp	0.00	9,270.28			
	Ashmont Sidewalks	0.00	35,246.03			
	Westcove Upgrade	6,000.00	0.00	*Expensed - Project Closed*		
	Admin Building Upgrades	20,000.00	21,162.00			
	Chemical Storage Shed	53,000.00	56,538.52			
	Rental/Waste Site Bins	6,000.00	16,352.00		58,000.00	
	CT-01 - D8R	681,800.00	681,800.00			
	CT-03 - Crawler	0.00	112,000.00			
	LB-03 - ASB Trailer	6,148.00	5,868.00			
	LB-19 - Trailer	0.00	9,047.46			
	MG-01 - Grader	460,867.00	472,473.00			
	MG-06 - Grader	460,865.00	445,045.00			
	MG-09 - Grader	460,867.00	472,473.00			
	MG-10 - Grader	460,867.00	472,473.00			
	MW-1000 - Mallaig Raw Water	180,000.00	220,678.83			
	P-06 - Landroller	27,000.00	26,900.00			
	PT-06 - Loader Tractor	18,000.00	13,792.02			
	PT-07 - Zero Turn Mower	8,000.00	5,500.00			
	PW - Roads/Bridges Completed	2,981,700.00	1,748,155.65			
	PW - Roads/Bridges in Progress		264,958.37			
	PW-01B - Shop Gate	15,000.00	19,165.88			
	PW-107 - Tarp Salt Shed	109,319.00	101,763.04			
	SPFD-1 - St. Paul Rescue Unit	0.00	165,298.00			
	T-01 - Plow Blade for T-01	0.00	6,100.00			
	T-03 - 1/2 Ton	35,000.00	31,048.25			
	T-04 - 1 Ton	33,669.00	33,695.25			
	T-04 - Blade for 1 Ton	6,100.00	6,100.00			
	T-27 - 1/2 Ton	35,000.00	31,048.25			
	T-44 - ASB Spray Truck	112,000.00	102,764.01			
	T-85 - Mallaig Rapid Response	47,000.00	45,869.06			

BUDGET 2012						***Revenue***
		2011 Budget	***2011 Actual***		***2012 Budget***	
	TS-01 - Speed Sign	15,000.00	10,395.00			
	TS-02 - Speed Sign	15,000.00	10,395.00			
	WIP - Ashmont Fire Hall	30,000.00	1,083.75		1,012,500.00	
	WIP - Mallaig Fire Hall	35,000.00	1,083.75		1,012,500.00	
	WIP - Mallaig Fire Hall Land	0.00	36,509.00		32,000.00	
	WIP - Stoney Lake Upgrade	11,100.00	33,833.07		35,000.00	
	WIP - Mallaig Lift Station	65,000.00	65,932.38		5,000.00	
	WIP - Mallaig Dump Station / Lagoon Upgrade	20,000.00	2,189.49		20,000.00	
	WIP - Ashmont/LL Water Line	4,600,000.00	325,091.80		4,332,390.00	
	WM - Waste Bin Sites	60,000.00	52,580.00		40,000.00	
	Defibulators	0.00	0.00	*Expensed - Below Threshold*		
	St. Paul Breathing Compressor	9,000.00	0.00			
	Shop Sprinkler System	30,000.00	0.00			
	Forklift	20,000.00	0.00			
	Medical Clinic				1,000,000.00	
	Elk Point Fire Hall - Cement Pad				16,000.00	
	Mallaig Water Line (well to treatment plant)					
	ASB Mower & Sidearm				47,620.00	
	Westcove Mower				21,000.00	
	Playground - Lindbergh					
	Playground - Floatingstone					
	Playground - Stoney Lake					
	Roads/Bridges				8,908,956.00	
	PW Heating Plant				200,000.00	
	Overhead Door				10,000.00	
	Graders (3)				1,426,500.00	
	Rock Truck				402,800.00	
	Bobcat					
	Wood Processor				23,000.00	

BUDGET 2012							***Revenue***
			2011 Budget	***2011 Actual***		***2012 Budget***	
	Tamper					20,000.00	
	1 - Half Ton						
	2 - One Tons					70,000.00	
	Gravel Truck Tandem					300,000.00	
	enclosed trailer (for grass cutting equipment)					14,000.00	
	Total Capital		***11,134,302.00***	***6,191,678.14***		***19,007,266.00***	
TCA Disposals - Amortization, Gain/Loss			***(3,314,407.93)***	***(2,963,097.43)***		***(2,656,039.00)***	
Amortization added to Capital				***(247,920.05)***		***(554,961.00)***	
TCA Disposals - Net Book Value			***(949,632.77)***	***(272,418.08)***		***177,482.00***	
Proceeds on Sale of Capital				***(895,160.00)***			
Change in Inventory/Prepaids				***(194,748.52)***			***38,293,314.64***
	TOTAL: MUNICIPAL SURPLUS		***7,408***	***1,005,312***		***4,153***	

Expenses	
	166,299.05

Expenses	
	17,685,560.64
3,608,145.00	**3,608,145.00**

Expenses	
35,356.00	
134,000.00	
180,000.00	

Expenses	
49,300.00	
42,300.00	


Expenses
3,610.00
39,000.00
502,566.00
19,000.00

Expenses	
	467,210.00

Expenses	
	1,962,119.00
1,233,853.00	

Expenses	
192,842.00	
96,991.00	

Expenses	
1,178,442.00	

Expenses
32,500.00
138,500.00
0.00
121,730.00
23,434.00

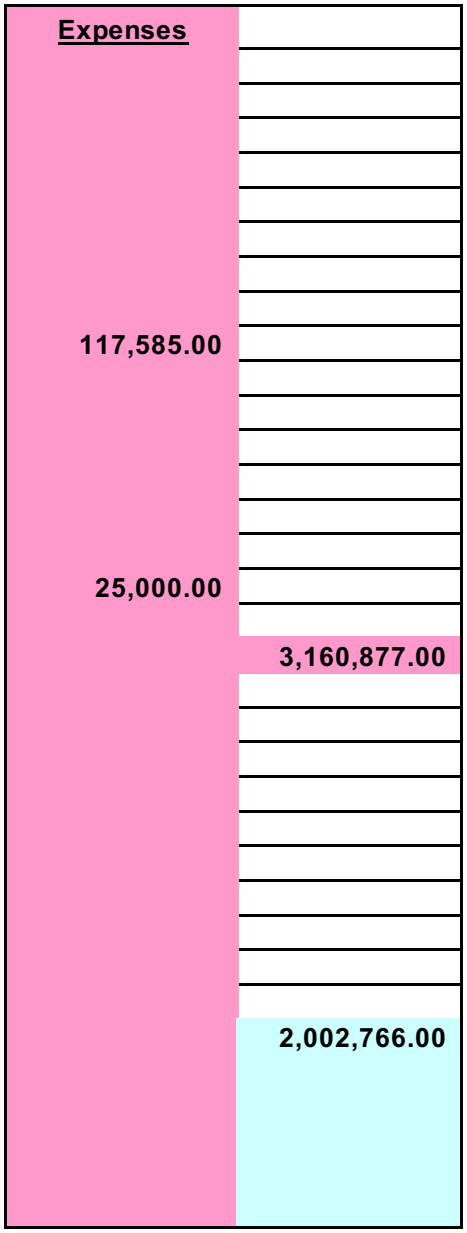
Expenses
117,585.00
25,000.00
3,160,877.00
2,002,766.00

Expenses	
97,000.00	
59,500.00	


Expenses
394,641.00
551,141.00
0.00
0.00

Expenses	
	45,000.00
45,000.00	
0.00	
10,000.00	
	55,000.00

Expenses	

Expenses	
	10,996,388.00
351,408.00	
2,462,000.00	

Expenses	
722,119.00	

Expenses	
401,400.00	
65,000.00	

Expenses
119,500.00

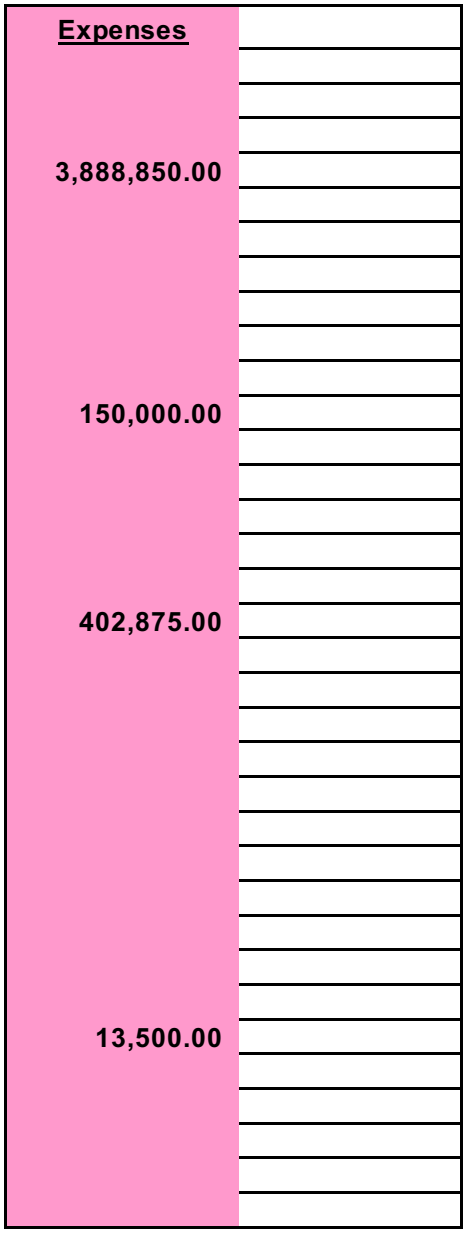
Expenses
3,888,850.00
150,000.00
402,875.00
13,500.00

Expenses	
0.00	
0.00	
2,260,082.00	
0.00	10,836,734.00

Expenses	
22,200.00	***22,200.00***


Expenses
4,416,390.00
36,060.00

Expenses
7,628.00
84,500.00
94,600.00

Expenses	
0.00	
64,796.00	
38,000.00	
12,608.00	
	338,192.00

Expenses	
	34,500.00

Expenses	
11,523.00	


Expenses
2,880.00
33,500.00


Expenses
41,325.00
32,890.00
0.00
0.00
0.00
122,118.00

Expenses	
	124,000.00
275,171.00	


Expenses
99,260.00
263,207.00

Expenses	
110,000.00	

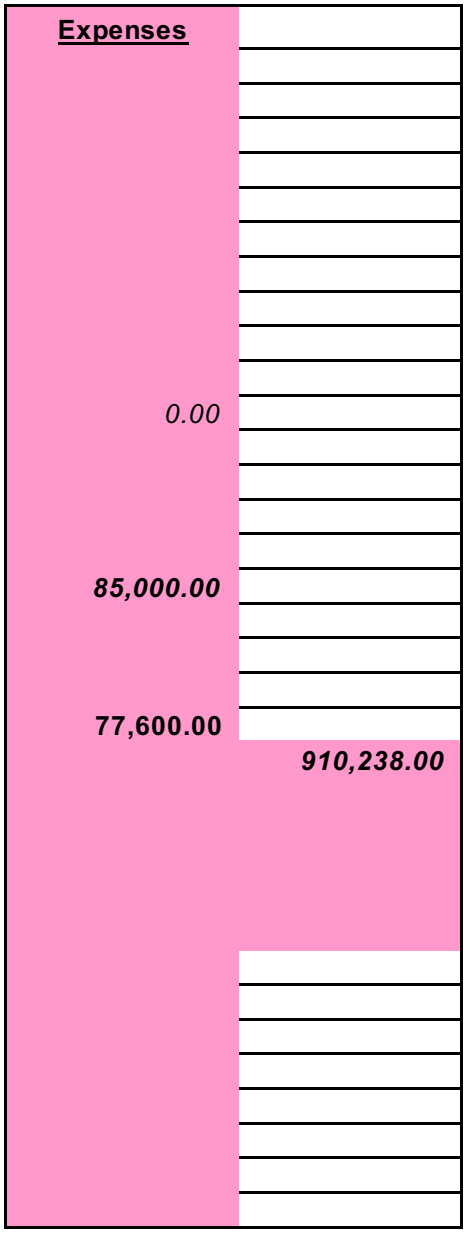
Expenses
0.00
85,000.00
77,600.00
910,238.00

Expenses	
	175,331.00
124,556.00	

Expenses	
30,579.00	


Expenses
20,960.00
28,605.00

Expenses	
1,400.00	
2,700.00	
28,100.00	
	236,900.00

Expenses	

Expenses	
	163,508.00
184,488.00	

Expenses	
0.00	
26,000.00	
0.00	
44,264.00	


Expenses
16,900.00
7,500.00
141,000.00
1,000.00


Expenses
50,000.00
200.00
15,000.00
60,500.00

Expenses	
41,133.00	
0.00	

Expenses	
	587,985.00

Expenses	
	162,896.00
216,745.00	
165,000.00	


Expenses
13,000.00

Expenses	
	411,561.00

Expenses	
332,840.00	
29,000.00	
116,000.00	

Expenses	
277,300.00	
45,193.00	
	800,333.00

Expenses	
	113,295.00
20,000.00	
1,355.00	
23,525.00	

Expenses	
84,259.00	
59,101.00	
	188,240.00
	15,977,900.64

Expenses	

Expenses

Expenses	
19,007,266.00	
41,322,680.00	(3,029,365.36)